

PRO4200

Professional Series Access Modules

The PRO4200 professional series family of access control modules is designed for high density installations.

The PRO4200 professional series can be managed through WIN-PAK® integrated security software for more advanced features such as video integration, advance reporting, rules and photo badging, elevator control, touch-less access and mobile credential management.

Supporting up to 18 doors per enclosure and 34 doors per intelligent controller along with up to 100,000 card capacity, PRO4200 Series provide a combination of small installation footprint and superior cost per door ratio.

The new PRO42IC Intelligent Controller provides I/O support for 2 Doors *. The PRO42R1 provides I/O support for one card access reader, while the PRO42R2B support two card access readers. Both interface with the intelligent control module (PRO42IC). In the event that communication to the intelligent control module is lost, the card access readers be individually configured to allow entrance based on security needs. This customization allows or can be configured as secured, locked and unlocked. PRO4200 modules provide latest bi-directional and strong encrypted OSDP communication with the Access Control readers. For legacy and retrofit installations, Wiegand format is still supported.



The PRO42OUT interfaces provide up to 16, Form C, 30 VDC, 2A relay output controls depending if the board is rack or tile-mounted, power fail and panel tamper when tile mounted. Relays may be used for elevator control, status annunciation and for general facility control, such as door monitoring.

The PRO42IN interfaces provide 16 supervised alarm inputs and a dedicated power fail and panel tamper when tile mounted. An analog to digital converter samples the input values and the digitized result is filtered and processed. Filter parameters are configurable for each input point, resulting in the ability to specify a custom End-Of-Line (EOL) resistance value, sensitivity range and timing parameter.

** The new PRO42IC Intelligent Controller provides I/O support for up to 2 doors with a maximum of 2 OSDP readers per door or 1 Wiegand reader per door. The PRO42R1 provides I/O support for up to 1 door and the PRO42R2B supports up to 2 doors. The PRO42R1 and PRO42R2B will support a maximum of 2 OSDP readers per door or 1 Wiegand reader per door.*

FEATURES AND BENEFITS



- Modular design fits a wide variety of applications
- User programmable relay outputs allow for specific control needs
- User programmable alarm inputs offer flexible system configuration and control



- RS485 communication to all modules
- Analog to digital converter technology provides digital filtering and input conditioning
- Dedicated cabinet tamper and power monitor inputs
- Supports the choice of normally open, normally closed, supervised, and non-supervised circuits
- Supports a wide range of reader technologies including OSDP and Wiegand



- System off-line modes customizable per reader include secured access, locked (no access), and unlocked (full-access)
- Supports multiple reader and card formats for maximum flexibility and security options
- Operating modes includes locked, unlocked, secure access, card only, card and PIN, card or PIN and PIN only



- Any combination of 16 downstream I/O or readers modules may be connected to the PRO42IC RS485 ports. 4,000 ft (1,250 m) total bus length per port
- Supports over 50,000 transaction buffer



Honeywell

SPECIFICATIONS

MODULE SPECIFICATIONS	PRO4200 SERIES SINGLE READER MODULE (PRO42R1)	PRO4200 SERIES DUAL READER MODULE (PRO42R2B)
PORT	Reader port 12/24VDC @ 500mA, OSDP; Wiegand; Dt/Clk*	2 Reader port 12/24VDC @ 300mA, OSDP; Wiegand; Dt/Clk*
KEYPAD	Keypad multiplexed with card data	
WIRE SUPPORT	Two-wire or one-wire bi-color LED support	
BUZZER SUPPORT	Buzzer support only with one-wire LED control	
ALARM INPUTS	2 supervised, general purpose alarm inputs with programmable circuit type	8 supervised, general purpose alarm inputs with programmable circuit type (only 6 supervised inputs available)
OUTPUT RELAYS (DOOR STRIKE(S))	1 output relay, form C, 5A 40 VDC	2 output relay, form C, 2A 30 VDC
OUTPUT RELAYS	1 general purpose output relay, form C, 5A 30 VDC	2 general purpose output relay, form C, 5A 30 VDC
MOUNTING	Designed to be tile-mounted	N/A

ALARM INPUT PROPERTIES

INPUTS	Inputs may be assigned to door related functions or general purpose I/O
CIRCUIT TYPE	Circuit type - normally open, normally closed, non-supervised, supervised (with standard 1K or custom end-of-line resistance 200-10K)
LINE CONDITIONING	Line conditioning - programmable sensitive hold time

OUTPUT CONTROL PROPERTIES

OUTPUTS	Outputs may be assigned to door related functions or general purpose I/O
RELAY RATING	The relay(s) are rated to handle the inductive loads of door locking devices S-4 SUPPRESSOR CABLE TO THE DOOR OPENER
CONFIGURABLE	Configurable as standard (energize to activate) or fail-safe (de-energize to activate)
PULSE TIME	1-42,400 seconds, 1-255 for door relays
RS485 PORT	RS485 port, 4,000 ft (1,250m) total bus length
STANDARD SPEED	38.4 Kbps

MODULE SPECIFICATIONS	PRO4200 SERIES SIXTEEN RELAY OUTPUT MODULE (PRO42OUT)	PRO4200 SERIES SIXTEEN ALARM INPUT MODULE (PRO42IN)
ALARM INPUTS	2 dedicated (unsupervised) alarm inputs for tamper detection and power loss (tile-mounted only)	
ALARM INPUTS	N/A	16 general purpose inputs with programmable circuit type
OUTPUT RELAYS	12 general purpose output relays, form C, 5A 30 VDC	2 general purpose, form C, 5A 30 VDC relays

OUTPUT CONTROL PROPERTIES

OUTPUT	All 16-relay outputs in the tile-mount configuration (1 rack mount) are available for general purpose I/O	Both relay outputs are available for general purpose I/O
DRY CIRCUIT LOGIC	The 5A relays are rated to handle dry circuit logic (Resistive)	Both relay outputs are rated to handle dry circuit logic (Resistive)
PULSE TIME	1-32,400 seconds	
CONFIGURABLE	Configurable as standard (energize to activate) or fail-safe (de-energize to activate)	N/A

ALARM INPUT PROPERTIES

INPUTS	2 dedicated for tamper detection and power loss	All 16 inputs may be assigned to door related functions or general purpose I/O 2 dedicated for tamper and power loss
CIRCUIT TYPE	N/A	Circuit type - normally open, normally closed, non-supervised, supervised (with correct EOL)
LINE CONDITIONING	N/A	Line conditioning - programmable sensitivity and hold time

COMMUNICATION FEATURES

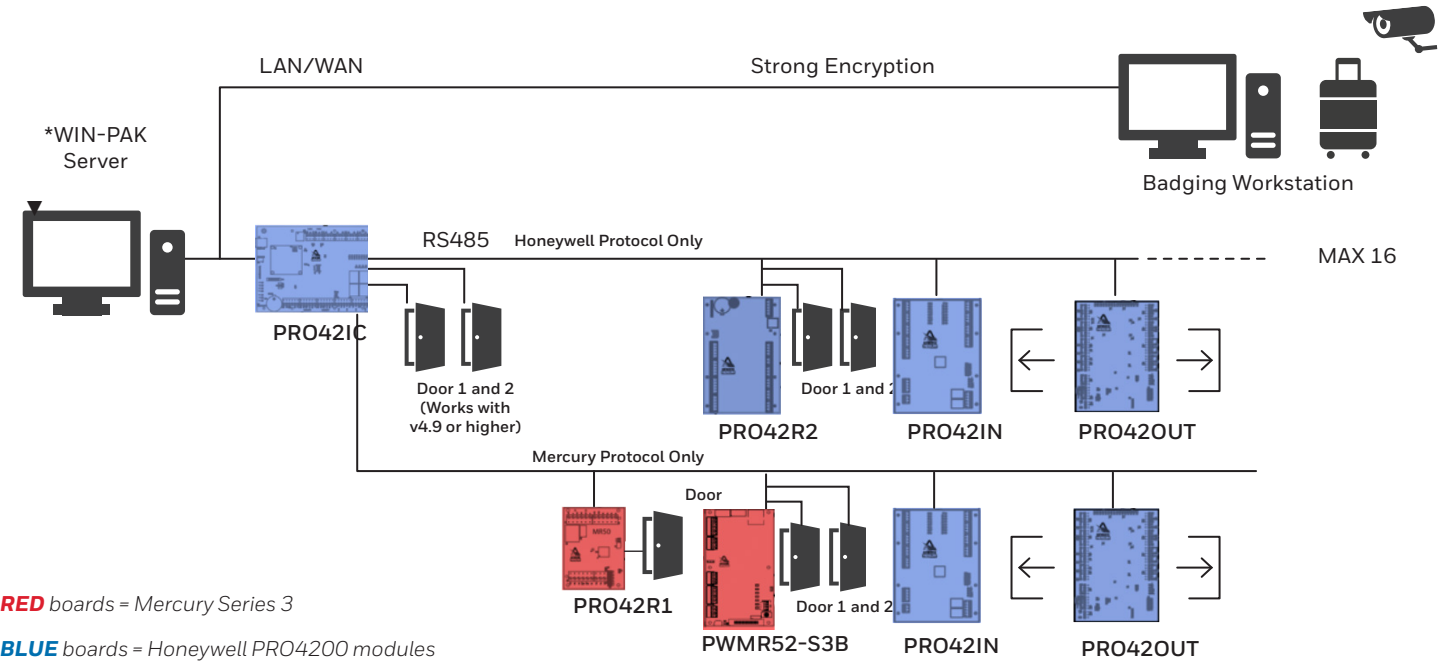
MEASUREMENTS	RS485 port, 4,000 ft (1,250m) total bus length per port
SPEED	38.4 Kbps



BENEFITS

- Anti-passback support - free pass and exempt flags, last area accessed, last reader accessed and time/date of last access
 - Modular hardware architecture provides flexibility and expansion capabilities
 - Large, local controller database allows access control decisions to be made by controller in real time without the need to communicate to the server
- ADA compliant allowing expanded door times selectable per reader
 - Scalable architecture ensures optimal performance with a seamless upgrade path to accommodate future growth beyond its initial installation
 - Four-state alarm input circuits - normally opened, normally closed, non-supervised, supervised (w/EOL)
 - Rack or tile mounting options available
- Alarm conditioning with programmable sensitivity and hold time
 - Selectable reader states include card and PIN, card or PIN, card only, or PIN only
 - Power Supply supports 230 VAC
 - System off-line modes customizable per reader include secured access, locked (no access), and unlocked (full-access)
- Supports multiple reader and card formats for maximum flexibility and security options
 - Supports Wiegand and/or OSDP communication
 - Enhanced Cyber Security
 - Port based network access control using 802.1X
 - Host communications protected by TLS 1.2/1.1 or AES-256/128

PRO4200 CONFIGURATION



RED boards = Mercury Series 3

BLUE boards = Honeywell PRO4200 modules

		PW5K2ENC1E		PW5K1ENC3E	
MODULE	READERS	INPUTS	OUTPUTS	INPUTS	OUTPUTS
PRO42R1	2 OSDP 1 Wiegand	N/A	N/A	2	2
PRO42R2B	4 OSDP 2 Wiegand	6	4	10**	6
PRO42OUT	0	0	12	2**	16
PRO42IN	0	16	1	18**	2

****Two are used to monitor Power and Tamper (Dedicated)**



SPECIFICATIONS

DIMENSIONS / BOARDS


- **PRO42R1**
2.75" H x 4.25" W x 1.0" D
(70mm x 108mm x 25mm)
- **PRO42IC, PRO42R2B; PRO42IN;
PRO42OUT**
9.0" H x 5.5" W x 1.0" D
(230mm x 140mm x 25mm)

ENVIRONMENT


- Temperature: 0°C to 49°C *
operational; -55°C to 85°C storage
- Humidity: 5 to 85% RHNC

WIRE REQUIREMENTS


- **Power**
Twisted pair, 18 AWG
- **Ethernet**
F(S)TP/CAT7, 300 ft (100m) max
- **RS485**
22- 24 AWG, 4,000 ft (1,200m) max, two
twisted pairs with shield (F(S)TP/CAT7)
- **Alarm Input**
Twisted pair, 30 ohms max




PRO42IC



PRO42R2B



PRO42OUT



PRO42IN

PRO4200 CONTROLLERS	
PRO42IC	PRO4200 Intelligent Controller
PRO42R1	PRO4200 single reader module
PRO42R2B	PRO4200 Dual Reader Module
PRO42OUT	PRO4200 16 Relay Output Module
PRO42IN	PRO4200 16 Alarm Input Module

OPTIONAL ACCESSORIES	
PRO22DCC	Daisy Chain cable
PRO42PSU230	230 VAC Power Supply Unit
MPA2BAT7	Battery, 7AH 12V

PRO4200 STARTER KIT WITH SOFTWARE	
PRO42SKD10E*	10 Door Starter Kit (1) PRO42E1D10E with WIN-PAK SE Software

PRO4200 EXPANSION KITS	
PRO42E1D4E*	Door Kit: (1) PRO42R2B, (2) S-4, and (1) PRO42E1ENE
PRO42E1D6E*	6 Door Kit: (2) PRO42R2B, (4) S-4, and (1) PRO42E1ENE
PRO42E1D10E*	10 Door Kit: (4) PRO42R2B, (8) S-4, and (1) PRO42E1ENE

NETWORK KITS	
PRO42E1ENE*	Includes: 19" Wall mount enclosure, PRO42IC, PRO42PSU230, MPA2BAT7 and PRO22DCC
PRO42E2ENE*	Includes: 19" Rack mount Enclosure, PRO42IC, PRO42PSU230, MPA2BAT7 and PRO22DCC

For More Information
www.security.honeywell.com/uk
buildings.honeywell.com/security

Honeywell Commercial Security
Building 5 Carlton Park
King Edward Avenue
Narborough, Leicester
LE19 0AL
Tel: +44 (0)1163 500714
www.honeywell.com

HBT-SEC-PRO4200-05-UK-EN(0523)DS-ZD
© 2023 Honeywell International Inc.

THE
FUTURE
IS
WHAT
WE
MAKE IT

Honeywell