

# ZXSE RANGE FIRE SAFETY

Analogue addressable fire alarm control panel

The ZXSe range of analogue addressable fire alarm control panels have been designed and constructed around proven and reliable microprocessor technology. This simple approach has produced a modular, scalable fire alarm platform suitable for protecting all types of premises.

## Panel Features

The ZXSe range of intelligent fire alarm control panels has been designed to assist with the normal operation of a fire detection system. Standard weekly testing is available through a simple menu structure allowing selection of the zones to be tested either with or without activation of the output relays or sounders. Additionally, the status of individual devices can be analysed to determine whether cleaning or replacement is required. As the installation grows the ZXSe panel can expand with the building or site by adding additional devices, loop cards, printers or repeater panels. Additionally, further ZXSe panels can be networked together allowing an even bigger system to be created. Remote (or local) printers can easily be connected to provide a paper copy of events as and when they occur or provide a historical record.

- All major device manufacturers devices supported
- Optional, local or remote printers
- Walk test facility
- Provide up to 72hr stand-by (subject to verification)

## KEY FEATURES

- Modular concept
- Simple, robust design to EN54 Parts 2 & 4
- Intuitive to use
- Easy to maintain
- Easy to expand
- Easy to network
- Easy to install
- Easy to configure



**Honeywell**

# ZXSE RANGE specifications

## Software Features

The initial installation of the system is aided by sophisticated features like AUTOLEARN. An internal routine that will automatically detect all the devices on the detection and peripheral loops saving valuable commissioning time.

An off-line Windows™ configuration tool is included to further enhance the process, making text entry and specific, complex device programming easier. Complex cause and effect programming is simplified through a clearly designed user interface. Once completed the configuration of the panel can be saved for future reference. Enhanced features allow the complete archiving of the control panel history log.

- Event logic – facilitates complex cross-panel programming
- Auto-learn facility allows rapid and accurate commissioning of devices
- Windows™ configuration tool allows off-site programming
- Facility to print history and event logs

## Networking Features

The Morley-IAS network is a unique, robust protocol that can be used over long distances, and utilise many different types of fire resistant cabling. All versions of the ZXSe range can be connected together creating a network of up to 99 control panels. The flexible network can be configured in two ways:

- Shared Zone System - Each networked control panel shares information
- Report & Control System - For multiple building sites where information is presented at the local and master panels only
- A compliant fault tolerant network can be created using the additional, optional Hi-485 network card
- 99 panel network allows systems in excess of 60,000 devices to be managed

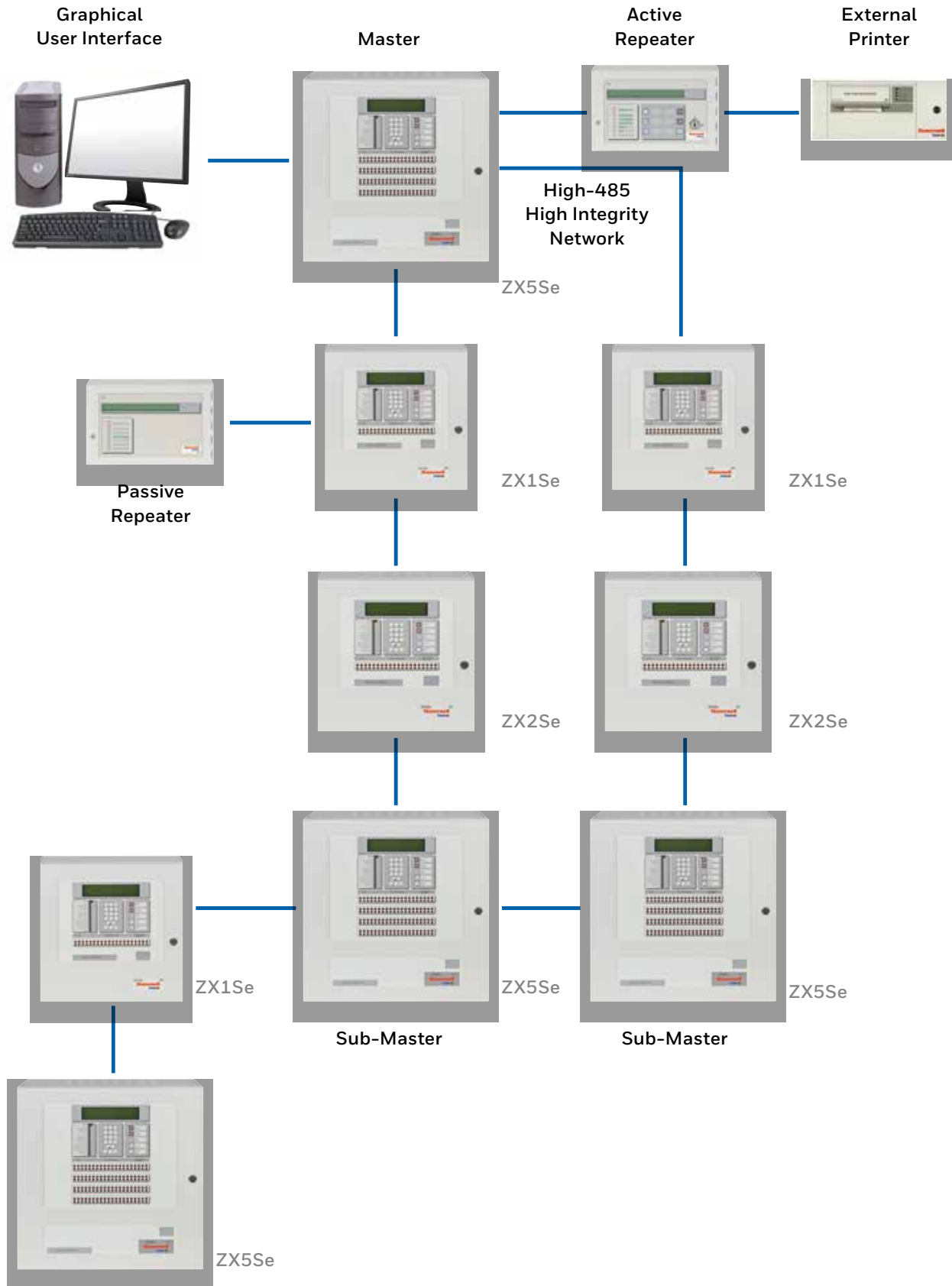
## User Interface

A quick glance enables users to assess the condition of the fire alarm system. Alarm and Fault conditions are highlighted by LEDs and supported by enhanced text descriptions on the LCD display. Clearly labelled buttons allow users to quickly manipulate the system providing both audible and tactile feedback of successful operations.

The panel has 3 access levels. Level 1 is unprotected and allows basic user functions. Level 2 is passcode protected and allows more advanced user functions. Level 3 is protected by a different passcode and allows programming functions.

- 4x40 – Character LCD alphanumeric display with back-light
- Up to 200 zone LEDs (by special request)
- Up to 10 individual level 2 user access codes
- Optional lockable glass door – provides added security/protection

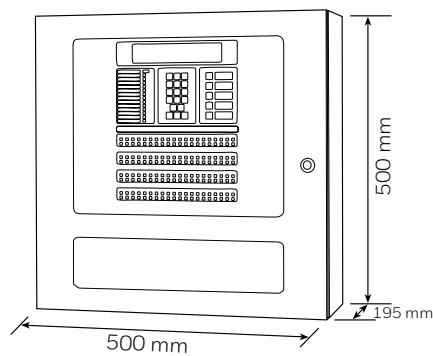
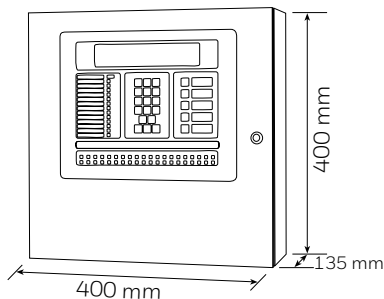
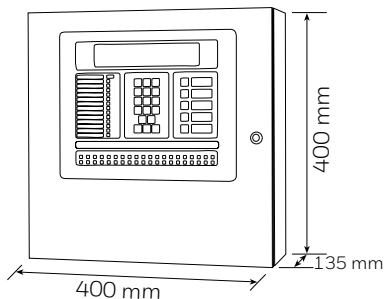
# ZXSE RANGE system example



# ZXSE RANGE specifications

## TECHNICAL SPECIFICATIONS

MECHANICAL SPECIFICATIONS	ZX1SE	ZX2SE	ZX5SE
DIMENSIONS (MM)	400 x 400 x 135 (H x W x D)	400 x 400 x 135 (H x W x D)	500 x 500 x 195 (H x W x D)
WEIGHT (WITHOUT BATTERIES)	10 kg	10 kg	20 kg
COLOUR	RAL 9002 - Grey White	RAL 9002 - Grey white	RAL 9002 - Grey white
ENVIRONMENTAL OPERATING LIMITS: TEMPERATURE HUMIDITY	0°C to + 40°C 85% non-condensing (max)	0°C to + 40°C 85% non-condensing (max)	0°C to + 40°C 85% non-condensing (max)
CONSTRUCTION	Sheet steel painted, sealed to IP30		
CABLE ENTRY	14 x 20mm knock-outs in top of cabinet 2 x 20mm knock-outs in bottom of cabinet		24 x 20mm knock-outs top 24 x 20mm knock-outs bottom



\* not drawn to scale

ELECTRICAL SPECIFICATIONS	ZX1SE	ZX2SE	ZX5SE
OPERATING VOLTAGE	230V AC 50Hz (+10%,-15%)	230V AC 50Hz (+10%,-15%)	230V AC 50Hz (+10%,-15%)
PSU RATING	4.2A total, comprised of 2.5A min @ 25V (panel and loop supply) 1.75A min charger current		8.6A total, comprised of 2.25A min @ 25V (panel supply) 2.5A min @ 35V (loop supply) 1.66A min @ 12V (printer supply) 2.2A min charger current
LOOP LOAD	460mA maximum	460mA per loop maximum	460mA per loop maximum
STAND-BY BATTERIES: MINIMUM CAPACITY MAXIMUM CAPACITY	2 x 12V 7Ah 2 x 12V 12Ah	2 x 12V 7Ah 2 x 12V 12Ah	2 x 12V 7Ah 2 x 12V 12Ah
PANEL DESIGNED TO MEET EN54-4 CHARGING REQUIREMENTS FOR LARGER BATTERIES IF REQUIRED	up to max 38Ah <sup>1</sup>	up to max 38Ah <sup>1</sup>	up to max 38Ah <sup>1&amp;2</sup>

Notes:

1 Separate battery box required

2 Please contact your local business manager if there is a requirement to charge batteries >38Ah

# ZXSE RANGE specifications

## HARDWARE FEATURES

	ZX1SE	ZX2SE	ZX5SE
ZONES	200 (max)	200 (max)	200 (max)
LED TYPE ZONAL INDICATORS FIRE/FAULT/TEXT/DISABLED	20	20	20 (Up to 200 available on special request)
INTERNAL SOUNDER	Yes	Yes	Yes
USER CONTROLS	Sound Alarms, Silence/Resound, Mute Buzzer, Accept, System Reset		
PROGRAMMING CONTROLS	Alphanumeric multi-level keypad		
LED TYPE GENERAL PANEL STATUS INDICATORS	FIRE, FAULT, Acknowledged, Disabling, Test, Sounder Fault, Delayed Mode, Relays Disabled, Earth Fault, System/CPU Fault, Sounders Disabled, Alarms Silenced, Supply Fault, Power		
SERIAL INTERFACE	2 serial ports with connections for optional RS485 or RS232 plug-in communication cards		3 serial ports with connections for optional RS485 or RS232 plug-in communication cards
AUXILIARY RELAYS	1 fault and 1 fire relay voltage free, changeover outputs contacts rated at 24V AC/DC, 1A, 0.6 PF maximum		EN54 format at 1 fault relay and 1 programmable relay voltage free, changeover outputs contacts rated at 24V AC/DC, 1A, 0.6 pF maximum
SOUNDER OUTPUTS	2 programmable outputs. Open and short circuit monitoring. 1A maximum per output (Maximum total load 1.3A)		4 Programmable outputs. Open and short circuit monitoring. 1A maximum per output (Maximum total load 1.3A)

## Protocol Devices

**ZX1Se Loop Capacity:** 1 loop 460mA maximum

**ZX2Se Loop Capacity:** 1 or 2 loops 460mA per loop maximum

**ZX5Se Loop Capacity:** 1 to 5 loops 460mA per loop maximum



## ZXSE RANGE part numbers

PART NUMBERS - PANELS	
722-001-301	ZX1Se Fire Alarm Control Panel
720-001-301	ZX2Se Fire Alarm Control Panel
721-001-301	ZX5Se Fire Alarm Control Panel

PART NUMBERS - ACCESSORIES	
795-072-100	Morley-IAS Loop Driver Card 460mA
795-005	RS232 Communication Card
795-004-001	RS485 Communication Card
795-077-020	20 Zone LED Display Indicator Card
795-077-060	60 Zone LED Display Indicator Card
795-051-001	Internal Printer
797-061	ZX1Se Bezel Kit
797-063	ZX1Se Glass Door Kit
797-061	ZX2Se Bezel Kit
797-063	ZX2Se Glass Door Kit
797-062	ZX5Se Bezel Kit
797-064	ZX5Se Glass Door Kit
020-891	USB Isolated Upload/Download Lead
797-077	ZX1SE/ZX2SE Battery Box
797-078	ZX5SE Battery Box

PART NUMBERS - ACCESSORIES	
795-014	4 Way Programmable Relay Module, PCB Only
795-015	4 Way Programmable Sounder Module, PCB Only
795-029	8 Way Programmable Input Module, PCB Only
795-038-001	Hi-485 Communication Module, PCB Only
795-065	40 Way Programmable Mimic Interface Module, PCB Only
709-601-001	ZXr-A Active Repeater. LCD, System Status Indicators and User Controls for Silence, Reset, Mute and Evacuate All Activated by a Key Switch
709-701-001	ZXr-P Passive Repeater. LCD and System Status Indicators
795-060-002	Bezel Kit for ZXr Series Repeaters
795-060-002	External Remote Printer Module
795-057	MODBUS Interface Unit

## Fire System Compatibility

Morley-IAS is fully committed to offering practical solutions and supporting products that enhance your buildings control systems.

For further details on these or any other Morley-IAS products please contact your local distributor, Morley-IAS Business Manager or via our contact details found below. Morley-IAS - Providing a control panel solution, for fire industry professionals, committed to supporting our device partners.\*

\*Please contact us for full compatibility details of supported third party devices.

### For more information,

<https://honeywellbuildings.in>

Call: 1-800-103-0339

Email: [HBT-Indiabuildings@honeywell.com](mailto:HBT-Indiabuildings@honeywell.com)

### Honeywell HBT India Buildings

Unitech Trade Center, 5th Floor, Sector-43,  
Block C, Sushant Lok Phase - I,  
Gurgaon - 122 002

[www.honeywell.com](http://www.honeywell.com)

© 2020 Honeywell International Inc.

**ZXSE RANGE**  
**FIRE SAFETY**

**Honeywell**